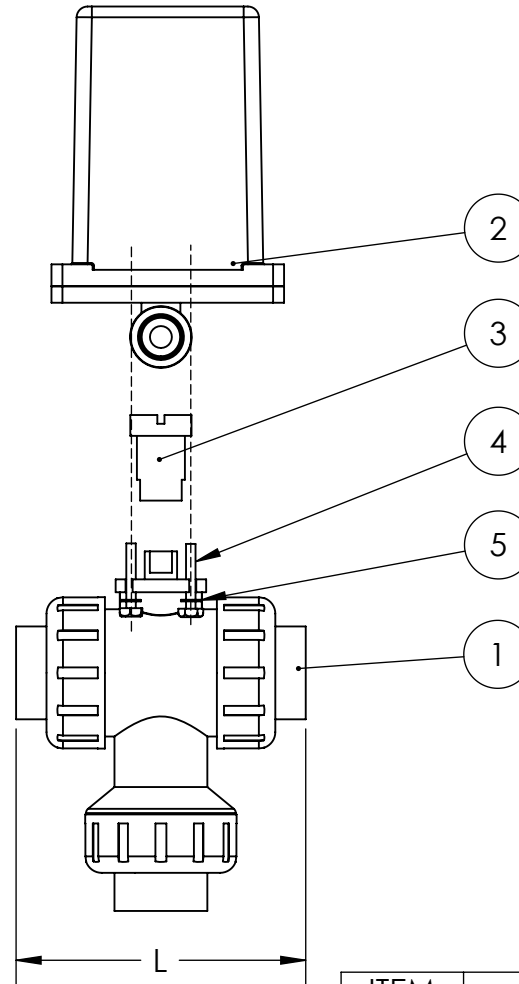
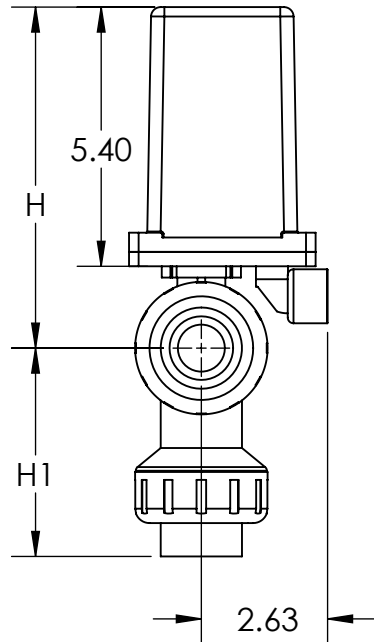
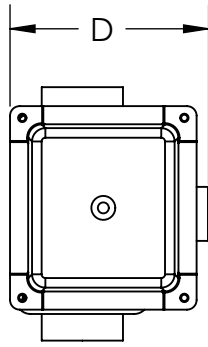


REV	DATE	DESCRIPTION	DR	APPD
A	3/8/10	FIRST ISSUE	CW	DH



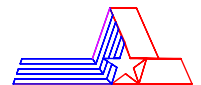
SIZE	H1	H	L	D
1/2"	3.05	6.58	4.45	4.14
3/4"	3.56	6.83	5.08	4.14
1"	4.34	7.11	5.75	4.14
1-1/2"	6.09	7.80	7.24	4.59
2"	6.87	8.25	8.23	5.10

*PVC/CPVC/SOCKET/THREAD FOR FLANGED/OTHER SEE CATALOG

ITEM	DESCRIPTION	MATERIAL	QTY
1	T-21 BALL VALVE	PVC,CPVC,PP,PVDF	1
2	ELECTROMNI ACTUATOR	ABS & PVC	1
3	COUPLING	303 STAINLESS STEEL	1
4	BOLT	STAINLESS STEEL	4
5	FLAT WASHER	STAINLESS STEEL	4

UNLESS OTHERWISE SPECIFIED		THIS DRAWING AND ALL INFORMATION HEREON IS THE PROPERTY OF ASAHI/AMERICA. ANY COPYING, REPRODUCTION OR UNAUTHORIZED USE IS FORBIDDEN WITHOUT WRITTEN CONSENT.	
DIMENSIONS ARE IN INCHES			
MACHINING TOLERANCES:	2 PL DECIMALS	±.01	
	3 PL DECIMALS	±.005	
	ANGULAR	± 1/2°	
	FRACTIONAL	± 1/64	
FABRICATION TOLERANCES:	1/2" - 8"	± 1/4	
	10" AND UP	± 1/2	
	ANGULAR	± 1.0°	
MATERIAL:	PRODUCT:		
FINISH: 125μ"	WO#/CO#		

ASAHI/AMERICA
ISO 9001 CERTIFIED
35 GREEN STREET, P.O. BOX 653, MALDEN, MA.



1/2" THRU 2" T-23 BALL VALVE TO ELECTROMNI ACTUATOR

DR	<i>C. Williams</i>	DATE	<i>3/8/10</i>
APPD	<i>D. Hurley</i>	DATE	<i>3/8/10</i>
PROD			
SIZE	A	DWG. NO.	0132BV83
SCALE	1:5	REV	A
SHEET		1	OF 1

NOTE: The shape and appearance of assembly differ a little with nominal size